

BUCKINGHAM MFG.

WARNINGS / INSTRUCTIONS RATCHETING RIGGING ANCHOR (MODEL NO. 3809RQ7)

WARNINGS

Do not use this product if you cannot understand and follow the instructions and warnings that come with it and complete all necessary functions.

- 1) **Read understand and follow all instructions and warnings attached to and/or packed with this product before installation and use.**
- 2) This equipment is intended for use by properly trained professionals only.
- 3) Do not exceed the working load limit (WLL) of 800 lbs.
- 4) Be certain this equipment is suitable for the intended use and work environment. It should only be used as rigging equipment. If suitability for intended use is in doubt, consult a safety engineer or contact Buckingham Mfg. before using.
- 5) **Use this product only with connecting hardware with compatible weight ratings.**
- 6) Use rigging equipment only for the specific purpose for which it is designed and intended.
- 7) Employer- instruct all employees as to proper use and warnings before use of equipment.
- 8) Product must not be altered in any way.
- 9) Do not impact load any equipment in the rigging system.
- 10) Equipment subjected to impact loading must be immediately removed from service, destroyed and discarded.
- 11) Avoid contact of this equipment with electrical hazards and moving machinery as well as chemicals, high temperature surfaces, welding or other heat sources which may damage the material.
- 12) Inspect prior to each use. Inspection should include but not be limited to ensuring that: 1.) ratchet mechanism is functioning properly. 2.) the attachment strap is free of burns, cuts, abrasions, kinks, knots, broken strands and excessive wear. 3.) ratchet, friction buckle and D-ring are not distorted, cracked or bent and are free of burrs, clean and functioning properly. 4.) unit has no signs of impact loading or any other defects.
- 13) Always visually check that the snap hook / carabiner freely engages D-ring or anchor point and the keeper / gate is completely closed with each use. Never rely solely on the feel or sound of the snap hook / carabiner engaging.
- 14) Ensure snap hooks / carabiners are positioned so that their keepers / gates are never load bearing.
- 15) Product covered under these instructions / warnings should not be resold / redistributed or re-used after use by original user.

INSTALLATION INSTRUCTION: (Ratcheting Boom Strap - Model No. 3809RQ7)

- 1) Place the boom strap at a desired location on the boom. (For installation on a square boom, ensure ratchet lies against the flat surface).
- 2) Wrap the attachment strap around the boom with the rubber side of the strap against the boom.
- 3) Slide the D-ring along the attachment strap so that it will be properly aligned with its intended connecting device.
- 4) Make sure the strap lies flat against the boom without any twists.
- 5) Thread the free end of the attachment strap through the slot in the winder bar of the ratchet. Eliminate slack by pulling webbing through the winder bar until desired length is obtained. (see Fig. 1)

OVER

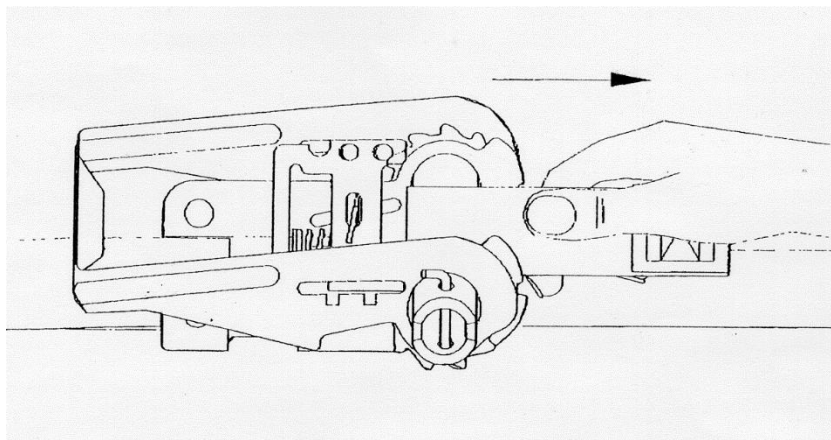


Fig. 1

- 6) Tighten the strap by gripping the ratchet handle and pumping it until the strap is sufficiently snug (to prevent the unit from moving when in use). A minimum of 2 full wraps of webbing should be around the winder bar after tightening. Care should be taken not to place an excessive number of wraps around winder bar as this may cause jamming. (see Fig. 2).

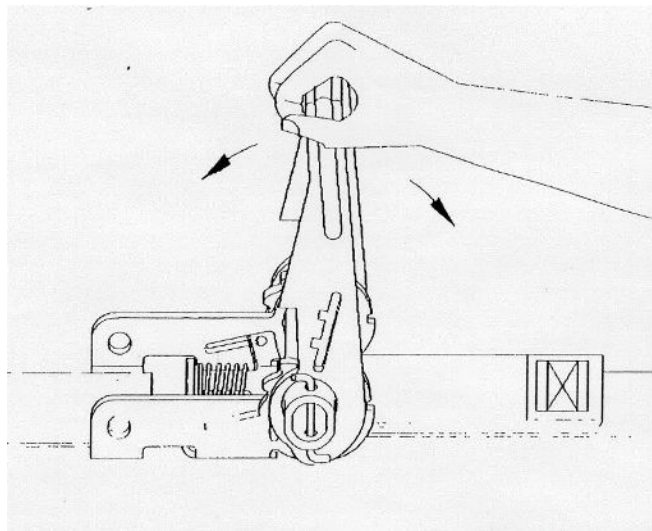


Fig. 2

- 7) Upon completion of step 6, pull back on the spring loaded handle pawl and rotate the ratchet handle fully counterclockwise ensuring it is in the full down position. (Fig. 2).

NOTE: When tight the excess strap may be cut off, however leave approximately 6" protruding from the ratchet. Since the cut end of the strap to prevent fraying.

TO RELEASE

Pull back on the spring loaded handle pawl and rotate the handle up and over to a fully open flat position (Fig. 3) and pull the webbing from around the winder bar.




Fig. 3

OVER

INSPECTION:

NOTE: Boom strap as well as all other related equipment should be thoroughly inspected prior to each use. Inspection should include but not be limited to performing a visual examination of the attachment strap, ratchet mechanism, friction buckle and all other components for damage, corrosion, deterioration, improper attachment and proper function.

Ensure the system is in good working order. If there is any question about the condition of any component of the system, discard the unit and replace with a new unit.

Cleaning

Proper maintenance and storage of your equipment will prolong its useful life and contribute toward its performance.

Webbing should be cleaned with mild soap and water and be allowed to air dry thoroughly without using excessive heat. Do not use any type of corrosive substance or acid, which will gradually eat away the fabric.

NOTE: Ensure proper fit / size of product before use. This product can not be returned unless it is in new / unused condition.

STATEMENT of OBSOLESCENCE:

Precise “useful life expectancy” or “shelf life” for this product is not specified, as the degree of use, conditions of use, and the degree of care and storage determines useful life. All users maintain responsibility to select proper equipment for the job, be properly trained in its use, and ensure all personnel support equipment passes inspection before each use. Upon evidence of defects, damage or deterioration, all equipment shall be removed from service immediately and tagged or marked as unusable or destroyed. Additionally, all equipment shall be inspected on a regular basis not to exceed one year by a Competent Person, as defined by OSHA/ANSI, to verify that the equipment is safe for use. In the event of any question or concern regarding the condition of such equipment, users shall remove the equipment from service for further inspection. All users must comply with OSHA/ANSI/ASTM standards prior to and in using such equipment. For more information regarding safe and appropriate use of equipment, please contact Buckingham Manufacturing at 1-800-937-2825.

INTERNATIONAL USERS:

Notwithstanding the above, please know that certain international jurisdictions require manufacturers of equipment to provide customers with a maximum useful lifespan (sometimes referred to as a “Statement of Obsolescence”). To the extent required, Buckingham personal protective equipment manufactured from synthetic fiber materials including but not limited to items such as webbing and/or rope are subject to a maximum useful lifespan of ten (10) years from the date of manufacture. As stated above proper usage, storage, maintenance, and care impacts the useful lifespan of equipment. Extreme circumstances may require that product must be retired after only one use. This statement is made in conformance and compliance with BS EN 365:2004. International users must ensure that product inspections are completed by Competent Persons as defined by international standards including but not limited to British Standard (“BS”). If equipment fails any inspections, it must be immediately withdrawn from service and destroyed. For more information regarding safe and appropriate use of equipment, please contact Buckingham Manufacturing at 1-800-937-2825.

OUR GUARANTEE:

We guarantee the equipment we manufacture to be free from defects in material and workmanship. We will repair any equipment deemed to be defective which is returned to us by the original purchaser. However, this guarantee is void if any product is changed or altered in any way, or if the product is used in a manner other than for which it is intended. This express guarantee supersedes all other expressed or implied guarantees, obligations or liabilities. There are no implied warranties of merchantability or fitness for a particular purpose and as such, all implied warranties are specifically disclaimed.

LIMITATION ON LIABILITY:

In no event will Buckingham or buyer be liable to the other for lost revenues, lost profits or any other indirect, consequential, special or punitive losses or damages, however caused, whether in action for breach of contract, strict liability, tort, or otherwise, even if advised of the possibility of such losses or damages. In no event will Buckingham's liability exceed the total amount paid by the buyer to Buckingham for the product or equipment giving rise to such claim(s).

Please see other terms and conditions relating to this product at <https://buckinghammfg.com/terms-conditions/>

REGISTRATION:

Before use of the product, ensure to register and confirm the product at www.buckinghammfg.com/register.

Buckingham Mfg.
1-11 Travis Ave. Binghamton, NY 13902
1-800-937-2825
www.buckinghammfg.com