

BUCKINGHAM MFG.

USE INSTRUCTIONS / WARNINGS Prusik Loop - P/N P7J / P9J Series

Use Instructions

P/N P7J / P9J Series Prusik Loops, may be used on a rope lanyard as an adjuster or on a climbing line as a friction hitch. **NOTES : Rope Lanyard and Climbing Line rope diameter must be equal to or greater than that of the material used in the manufacture of the P/N P7J / P9J Series Prusik Loops.**

The type of rope affects how the Prusik will work, so it is important to test rope on rope combinations before using.

The sketches below illustrate the method of tying a Prusik Knot using the P/N P7J / P9J series Prusik Loops. The terminating loops of the P/N P7J / P9J Series Prusik Loops are intended for attachment by a carabiner. For purposes of clarity, this hardware is not shown.

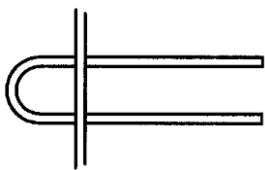


fig. 1

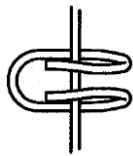


fig. 2

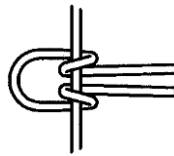


fig. 3




fig. 4




fig. 5

Tying the Prusik Knot for Use on Rope Lanyards:

- Step 1 Bend the P/N P7J / P9J Series Prusik Loop in half and pass the loop behind the line as shown in fig. 1.
- Step 2 Pass both free ends of the loop over the line and back down through the opposite end of the loop (fig. 2 & 3).
- Step 3 Continue to make one more turn around the line (fig. 4).
- Step 4 Tighten the knot around the line as shown in (fig. 5).
- Step 5 Attach carabiner meeting the requirements of ANSI Z359.12 through the two loop ends.

Tying the Prusik Knot for Use on Climbing Lines:

- Step 1 Follow instructions above to fig. 4.
- Step 2 Continue to add another turn around the climbing line as shown in fig. 4a.
- Step 3 Tighten the knot around the climbing line (fig. 5a).
(When using the P/N P7J / P9J Series Prusik Loop with a Climbing Line, it is imperative that the Prusik Knot have 6 coils as depicted in fig. 4a and 5a)

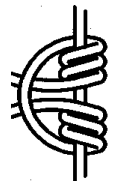


fig. 4a

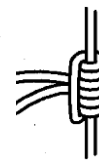


fig. 5a

NOTE: After tying Prusik, it must be tested on intended rope lanyard or climbing line to ensure compatibility before use.

Over

Warnings

- ◆ This equipment is intended for use by properly trained professionals only. Do not use without proper training.
- ◆ KNOW and FOLLOW ANSI Z133 -17 for Tree Care Operations.
- ◆ Fall protection equipment, (i.e. fall arrest, work positioning belts, retrieval, suspension etc.) should not be resold or provided to others for re-use after use by original user as assurance can not be granted that a used product meets criteria of applicable standards and is safe for use to a subsequent user.
- ◆ This product is designed to be used by a person with a maximum weight of 350 lbs. when fully equipped.
- ◆ Be certain this equipment is suitable for the intended use and work environment. If suitability for intended use is in doubt, consult a safety engineer or contact Buckingham Mfg. before using.
- ◆ This product is to be used for positioning and suspension only, **NOT FOR FALL ARREST**. Therefore, it may be necessary to supplement arrangements for work positioning / suspension with collective means (i.e. safety nets) or personal means of protection against falls from a height (i.e. fall arrest system).
- ◆ When using the P/N P7J / P9J Series Prusik Loop with a Climbing Line, it is imperative that the Prusik Knot have 6 coils as depicted in fig. 4a and 5a of the Instructions.
- ◆ Connecting devices must be destroyed if subjected to impact loading.
- ◆ Always attach snap hook / carabiner to proper anchor point and to proper fall arrest attachment of belt or harness.
- ◆ As outlined by OSHA 1926.502 (e)(2) positioning devices shall be secured to an anchorage capable of supporting at least twice the potential impact load of an employee's fall or 3,000 lbf. (13.3 kN), whichever is greater versus fall arrest anchor points which must support a minimum of 5,000 lbf. (22.2 kN) per attached worker and be Independent of worker support.
- ◆ OSHA requires that impact force in a fall NOT exceed a 1800 lb. limit with a harness. Keep connecting device slack to a minimum or use a deceleration unit to stay under these limits.
- ◆ Avoid contact of this equipment with high temperature surfaces, welding or other heat sources.
- ◆ Never use these products where contact of the rope with sharp edges, corners or abrasive surfaces are likely. Sharp and abrasive surfaces may include but not be limited to (sheet metal, steel, concrete, block, stone, laminated materials etc.)
- ◆ Avoid contact of this equipment with chemicals which may damage the material. If in doubt, contact supplier or Buckingham Mfg. Co.
- ◆ Use PPE equipment only for the specific purpose for which it is designed and intended.
- ◆ Always visually check that snap hook / carabiner freely engages D-ring or anchor point and keeper / gate is completely closed with each use. Never rely solely on the feel or sound of a connector engaging.
- ◆ Use only with belt or harness meeting standards for intended use.
- ◆ Only Buckingham Mfg. Co. or those people authorized in writing by Buckingham Mfg. Co. may make repairs / modifications to this equipment.
- ◆ Before each use, check that your equipment is free of any defects such as burns, cuts, abrasions, kinks, knots, broken strands, chemical or physical exposures, cracks, charring, excessive wear, discoloration, swelling, loose, cut, or missing stitching. Remove from service, destroy and discard equipment if it does not pass this inspection and replace immediately.
- ◆ For personal use only. NOT for towing or hoisting.
- ◆ Never work without independent fall-arrest protection if there is danger of a fall.
- ◆ Employer - instruct employee as to proper use and warnings before use of equipment.
- ◆ Completely read, understand, and follow all instructions, warnings, and guidelines pertaining to this and all associated equipment before use. Failure to do so could result in your serious injury or death.
- ◆ Product covered under these instructions / warnings should not be resold / redistributed or re-used after use by original user.
- ◆ Manufactured to comply with the ANSI Z133-17 Standard.

NOTE: Ensure proper fit / size of product before use. This product can not be returned unless it is in new / unused condition.

Over

STATEMENT of OBSOLESCENCE:

Precise “useful life expectancy” or “shelf life” for this product is not specified, as the degree of use, conditions of use, and the degree of care and storage determines useful life. All users maintain responsibility to select proper equipment for the job, be properly trained in its use, and ensure all personnel support equipment passes inspection before each use. Upon evidence of defects, damage or deterioration, all equipment shall be removed from service immediately and tagged or marked as unusable or destroyed. Additionally, all equipment shall be inspected on a regular basis not to exceed one year by a Competent Person, as defined by OSHA/ANSI, to verify that the equipment is safe for use. In the event of any question or concern regarding the condition of such equipment, users shall remove the equipment from service for further inspection. All users must comply with OSHA/ANSI/ASTM standards prior to and in using such equipment. For more information regarding safe and appropriate use of equipment, please contact Buckingham Manufacturing at 1-800-937-2825.

INTERNATIONAL USERS:

Notwithstanding the above, please know that certain international jurisdictions require manufacturers of equipment to provide customers with a maximum useful lifespan (sometimes referred to as a “Statement of Obsolescence”). To the extent required, Buckingham personal protective equipment manufactured from synthetic fiber materials including but not limited to items such as webbing and/or rope are subject to a maximum useful lifespan of ten (10) years from the date of manufacture. As stated above proper usage, storage, maintenance, and care impacts the useful lifespan of equipment. Extreme circumstances may require that product must be retired after only one use. This statement is made in conformance and compliance with BS EN 365:2004. International users must ensure that product inspections are completed by Competent Persons as defined by international standards including but not limited to British Standard (“BS”). If equipment fails any inspections, it must be immediately withdrawn from service and destroyed. For more information regarding safe and appropriate use of equipment, please contact Buckingham Manufacturing at 1-800-937-2825.

OUR GUARANTEE:

We guarantee the equipment we manufacture to be free from defects in material and workmanship. We will repair any equipment deemed to be defective which is returned to us by the original purchaser. However, this guarantee is void if any product is changed or altered in any way, or if the product is used in a manner other than for which it is intended. This express guarantee supersedes all other expressed or implied guarantees, obligations or liabilities. THERE ARE NO IMPLIED WARRANTIES OF MERCHANTABILITY OR FITNESS FOR A PARTICULAR PURPOSE AND AS SUCH, ALL IMPLIED WARRANTIES ARE SPECIFICALLY DISCLAIMED.

LIMITATION ON LIABILITY:

IN NO EVENT WILL BUCKINGHAM OR BUYER BE LIABLE TO THE OTHER FOR LOST REVENUES, LOST PROFITS OR ANY OTHER INDIRECT, CONSEQUENTIAL, SPECIAL OR PUNITIVE LOSSES OR DAMAGES, HOWEVER CAUSED, WHETHER IN ACTION FOR BREACH OF CONTRACT, STRICT LIABILITY, TORT, OR OTHERWISE, EVEN IF ADVISED OF THE POSSIBILITY OF SUCH LOSSES OR DAMAGES. IN NO EVENT WILL BUCKINGHAM’S LIABILITY EXCEED THE TOTAL AMOUNT PAID BY BUYER TO BUCKINGHAM FOR THE PRODUCT OR EQUIPMENT GIVING RISE TO SUCH CLAIM(S).

PLEASE SEE OTHER TERMS AND CONDITIONS RELATING TO THIS PRODUCT AT <https://buckinghammfg.com/terms-conditions/>

REGISTRATION:

Before use of the product, ensure to register and confirm the product at www.buckinghammfg.com/register.

BUCKINGHAM MFG.
BINGHAMTON, NY
1-800-937-2825
buckinghammfg.com

Information contained in these written instructions supersedes all other information (written, audio, video etc.) produced by Buckingham Mfg. prior to the revision date of this document.