

BUCKINGHAM MFG.

MANUFACTURING CO., INC.

MODEL 'A1 - Series' RETROFIT RAPPELLING LOOPS / LANYARDS

Read carefully, understand, and heed these instructions, inspections, labeling, and warnings pertaining to this and all associated equipment; before using this equipment. Failure to do so could result in serious injury or death. These instructions shall be provided and be available to authorized personnel.

NOTE:

Rappelling loop style 'A1' retro is to be used for self-rescue only.

Rappelling loop style 'A1' retro is not to be used for hurt-man rescue.

This product is designed to be used by a person with a maximum weight of 350 lbs. when fully equipped.

USE INSTRUCTIONS FOR 'A1' RAPPELLING LOOPS

- ◆ Remove rappelling loops from bag.
- ◆ Slide the end of the rappelling loops with the 4" diameter loop under the harness straps at the point where the lower portion of the shoulder straps cross the upper portions of the leg straps (Fig.1).
- ◆ Hitch the rappelling loops to the harness as shown in Fig. 2.
- ◆ Ensure a double-lock carabiner is attached to the free end eye of each rappelling loop (Fig. 3).

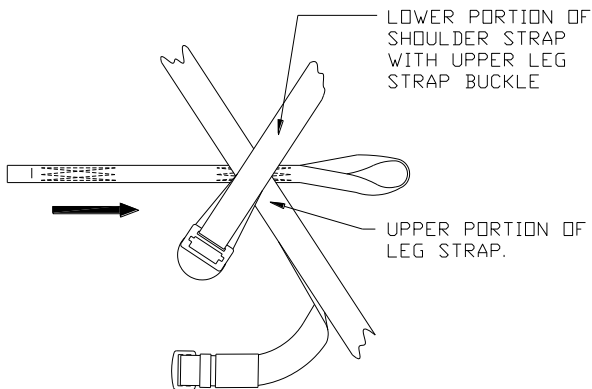


Fig. 1

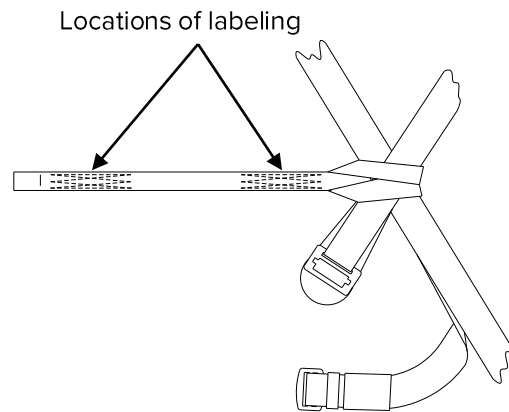


Fig. 2

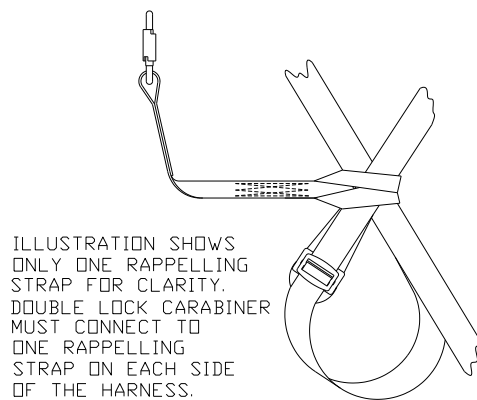


Fig 3

INSPECTION

Prior to each use, carefully inspect each component. The inspection should include, but not be limited to the following:

- ◆ Inspect for cuts, kinks, abrasions, burns, broken fibers, chemical or physical exposures, excessive wear or discoloration.
- ◆ Inspect eyes and loops for excessive wear, abrasions, or broken fibers where the double-locking carabiner attaches to the eye and where loops hitch upon themselves. Check for loose, cut, or missing stitching.
- ◆ Inspect for broken, missing or unraveling thread.

If any evidence of wear or deterioration as outlined above is observed, immediately cease use, destroy the product, and replace it with new equipment. Should any unusual conditions not outlined above be observed, or you have reasonable doubt about a particular condition, remove the equipment from service and notify your Supervisor, Safety Director, or contact Buckingham Mfg. Co. for clarification. Failure to carefully and completely inspect your equipment could result in serious injury or death.

WARNINGS

- Ensure all associated equipment is compatible with the 'A1' rappelling loops.
- Ensure all associated equipment is properly functioning and in good condition.
- Employer - instruct employees as to proper use, inspection and warnings before use of this equipment.
- As outlined by OSHA 1926.502 (e)(2) positioning devices shall be secured to an anchorage capable of supporting at least twice the potential impact load of an employee's fall or 3,000 lbf. (13.3 kN), whichever is greater. Additionally, reference ANSI Z359.2 anchorage requirements.
- Product is manufactured to meet the following standards / regulations as they are applicable: ASTM F887 / OSHA 1926.959 / CA. OSHA 2940.6 / ANSI Z359.3.
- For personal use only. NOT for towing, hoisting, or any other kind of material handling purposes.
- All affixed labels / markings should be left in place / unaltered and all instructional material kept for future reference.
- This equipment is intended for use by properly trained professionals only.
- Only Buckingham Mfg. Co., or those authorized in writing by Buckingham Mfg. Co., may make repairs to this equipment.
- The personnel authorized to use this equipment shall be provided a rescue plan by the employer and shall have appropriate training before using this equipment where suspension could occur.
- Altering the product without the consent of Buckingham Mfg could cause the product to function not as intended and can cause serious injury.
- Misuse of this product against the instructions of the manufacturer can lead to serious injury.
- Ensure each snap hook / carabiner is positioned so that its keeper / gate is never load bearing.
- Product covered under these instructions / warnings should not be resold / redistributed or re-used after use by original user.
- Ensure and that the safe function of any one item of the system will not affect or interfere with the safe function another. Failure to do so could result in injury or death.
- Avoid contact of this equipment with chemicals which may damage the material. If in doubt, contact supplier or Buckingham Mfg. Co.
- Avoid contact of this equipment with sharp edged or pointed tools, abrasive surfaces, high temperature surfaces, welding or other heat sources, electrical hazards or moving machinery.
- Never use where this system (i.e. rope lifeline, lanyard, full body harness, etc.) or other system components will be in contact with or abrade against unprotected sharp edges corners or abrasive surfaces. Sharp and abrasive surfaces may include but not be limited to (sheet metal, steel, concrete, block, stone, laminated materials etc.)
- Make only compatible connections.
- With each use, visually check that the snap hook / carabiner freely engages each connection and that the keeper / gate is completely closed and facing outward. Never rely solely on the feel or sound of a snap hook / carabiner engaging.

CLEANING / STORAGE INSTRUCTIONS:

- A dirty product should be washed and rinsed in clean water, then dried. Do not store near solvents, corrosive chemicals or at extreme temperatures. Inspect your equipment carefully before use. This product should be stored in a clean and dry environment out of direct sunlight and away from extreme climate conditions. Webbing should be stored on racks or hooks to provide ventilation and should never be stored on concrete or dirt surfaces.

WARNING / PRODUCT IDENTIFICATION LABELS (Labels shown are Not To Scale)

End 1 label:

End 2 label:



INSPECTIONS:

| Date of Purchase | Date of 1 st Use | User |
|------------------|-----------------------------|-----------|
| Date Inspected | | Condition |
| | | |
| | | |
| | | |
| | | |
| | | |
| | | |
| | | |
| | | |
| | | |
| | | |
| | | |
| | | |
| | | |
| | | |
| | | |
| | | |
| | | |
| | | |
| | | |
| | | |
| | | |
| | | |
| | | |
| | | |
| | | |
| | | |
| | | |
| | | |
| | | |
| | | |

STATEMENT of OBSOLESCENCE:

Precise “useful life expectancy” or “shelf life” for this product is not specified, as the degree of use, conditions of use, and the degree of care and storage determines useful life. All users maintain responsibility to select proper equipment for the job, be properly trained in its use, and ensure all personnel support equipment passes inspection before each use. Upon evidence of defects, damage or deterioration, all equipment shall be removed from service immediately and tagged or marked as unusable or destroyed. Additionally, all equipment shall be inspected on a regular basis not to exceed one year by a Competent Person, as defined by OSHA/ANSI, to verify that the equipment is safe for use. In the event of any question or concern regarding the condition of such equipment, users shall remove the equipment from service for further inspection. All users must comply with OSHA/ANSI/ASTM standards prior to and in using such equipment. For more information regarding safe and appropriate use of equipment, please contact Buckingham Manufacturing at 1-800-937-2825.

INTERNATIONAL USERS:

Notwithstanding the above, please know that certain international jurisdictions require manufacturers of equipment to provide customers with a maximum useful lifespan (sometimes referred to as a “Statement of Obsolescence”). To the extent required, Buckingham personal protective equipment manufactured from synthetic fiber materials including but not limited to items such as webbing and/or rope are subject to a maximum useful lifespan of ten (10) years from the date of manufacture. As stated above proper usage, storage, maintenance, and care impacts the useful lifespan of equipment. Extreme circumstances may require that product must be retired after only one use. This statement is made in conformance and compliance with BS EN 365:2004. International users must ensure that product inspections are completed by Competent Persons as defined by international standards including but not limited to British Standard (“BS”). If equipment fails any inspections, it must be immediately withdrawn from service and destroyed. For more information regarding safe and appropriate use of equipment, please contact Buckingham Manufacturing at 1-800-937-2825.

OUR GUARANTEE:

We guarantee the equipment we manufacture to be free from defects in material and workmanship. We will repair any equipment deemed to be defective which is returned to us by the original purchaser. However, this guarantee is void if any product is changed or altered in any way, or if the product is used in a manner other than for which it is intended. This express guarantee supersedes all other expressed or implied guarantees, obligations or liabilities. THERE ARE NO IMPLIED WARRANTIES OF MERCHANTABILITY OR FITNESS FOR A PARTICULAR PURPOSE AND AS SUCH, ALL IMPLIED WARRANTIES ARE SPECIFICALLY DISCLAIMED.

LIMITATION ON LIABILITY:

IN NO EVENT WILL BUCKINGHAM OR BUYER BE LIABLE TO THE OTHER FOR LOST REVENUES, LOST PROFITS OR ANY OTHER INDIRECT, CONSEQUENTIAL, SPECIAL OR PUNITIVE LOSSES OR DAMAGES, HOWEVER CAUSED, WHETHER IN ACTION FOR BREACH OF CONTRACT, STRICT LIABILITY, TORT, OR OTHERWISE, EVEN IF ADVISED OF THE POSSIBILITY OF SUCH LOSSES OR DAMAGES. IN NO EVENT WILL BUCKINGHAM'S LIABILITY EXCEED THE TOTAL AMOUNT PAID BY BUYER TO BUCKINGHAM FOR THE PRODUCT OR EQUIPMENT GIVING RISE TO SUCH CLAIM(S).

PLEASE SEE OTHER TERMS AND CONDITIONS RELATING TO THIS PRODUCT AT <https://buckinghammfg.com/terms-conditions/>

REGISTRATION:

Before use of the product, ensure to register and confirm the product at www.buckinghammfg.com/register.

BUCKINGHAM MFG. CO.
1-11 Travis Ave, Binghamton, NY 13904
1-800-937-2825
E-mail – sales@buckinghammfg.com
Web site – www.buckinghammfg.com

Information contained in these written instructions supersedes all other information (written, audio, video etc.) produced by Buckingham Mfg. prior to the revision date of this document.