

BUCKINGHAM MFG.

USE INSTRUCTIONS / WARNINGS

P/N KIT69

Friction Hitch Tending System

The Friction Hitch Tending System includes the following:

- Accessory cord (used to tie the Prusik Knot)
- Connecting link (used to connect the Prusik Knot to Pulley)
- Slack tending pulley (used to tend the hitch)



Use Instructions

Use of this product in addition to a split tail line connected with a friction hitch (as shown right) allows a climber to ascend his climbing line by pulling on the running end of the line without the need to tend the hitch.

The type of rope affects how the Prusik will work, so it is important to test rope on rope combinations before using.

The sketches below illustrate the method of tying a Prusik Knot using the accessory cord supplied with Kit69. For purposes of clarity, included hardware is not shown when illustrating how to tie the Prusik.

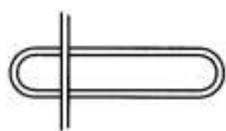


fig. 1



fig. 2

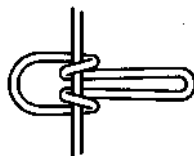


fig. 3

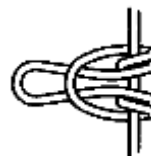


fig. 4

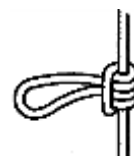


fig. 5

Tying the Prusik Knot for Tending Use on Climbing Lines:


- Step 1 Pass the loop behind the line as shown in fig. 1.
- Step 2 Pass one end of the loop over the line and back down through the opposite end of the loop (fig. 2 & 3).
- Step 3 Continue to make one more turn around the line (fig. 4).
- Step 4 Tighten the knot around the line as shown in fig. 5.
- Step 5 If additional friction is needed add another turn around the climbing line as shown in fig. 4a.



fig. 4a

- Step 6 Tighten the knot around the climbing line (fig. 5a).

fig. 5a



After tying, Prusik must be tested on the intended climbing line to ensure compatibility before use.

Warnings

- ◆ This equipment is intended for use by properly trained professionals only.
- ◆ KNOW and FOLLOW ANSI Z133 for Tree Care Operations.
- ◆ This product is to be used for slack tending use of prussic style friction hitches only.
- ◆ Avoid contact of this equipment with high temperature surfaces, welding or other heat sources.
- ◆ Only Buckingham Mfg. Co. or those people authorized in writing by Buckingham Mfg. Co. may make repairs / modifications to this equipment.
- ◆ Never work without independent fall-arrest protection.
- ◆ Employer - instruct employee as to proper use and warnings before use of equipment.
- ◆ Completely read, understand, and follow all instructions, warnings, and guidelines pertaining to this and all associated equipment before use. Failure to do so could result in your serious injury or death.
- ◆ Product covered under these instructions / warnings should not be resold / redistributed or re-used after use by original user.

NOTE: Ensure proper fit / size of product before use. This product cannot be returned unless it is in new / unused condition.

BUCKINGHAM MFG. CO., INC.
BINGHAMTON, NY
(1-800-937-2825)
www.buckinghammfg.com

Information contained in these written instructions supersedes all other information (written, audio, video etc.) produced by Buckingham Mfg. prior to the revision date of this document.

KIT69INST.DOC_05/02/17
P/N 230404