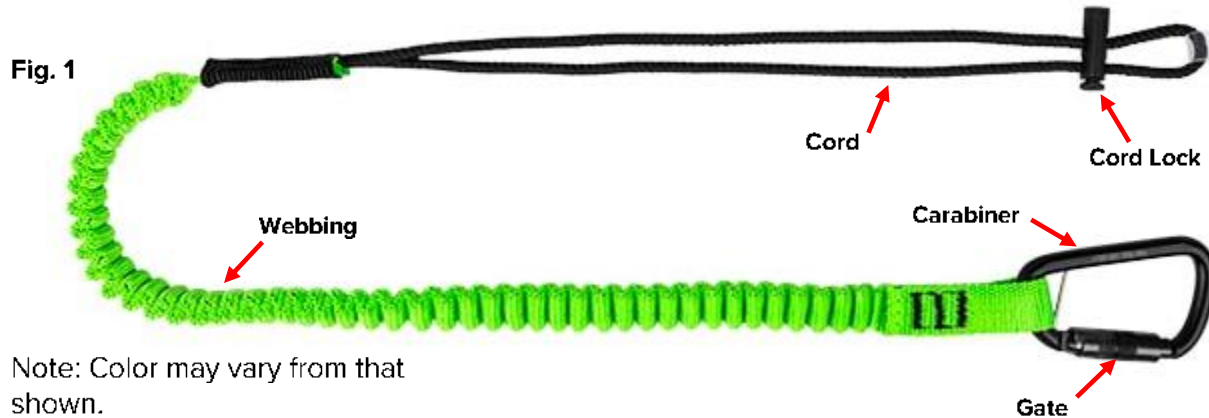


BUCKINGHAM MFG.

PN 600071 Tool Tether Instructions and Warnings


The Buckingham Tool Tether (Fig. 1) is intended for tethering tools when working at heights, thus aiding in preventing dropped objects. Maximum safe working capacity of this product is 15 pounds.



Connecting Tool Tether to a Tool (Fig. 2)

1. Compress the cord lock and move it to the webbing end of the cord.
2. Thread the cord through the captive connection point of the tool, or through the appropriately rated connection point.
3. Thread the carabiner end of the tether through the loop of cord and pull hitch tight.
4. Compress the cord lock and move it up to the hitch.


Fig. 2



Connecting Tool Tether to Anchor Point

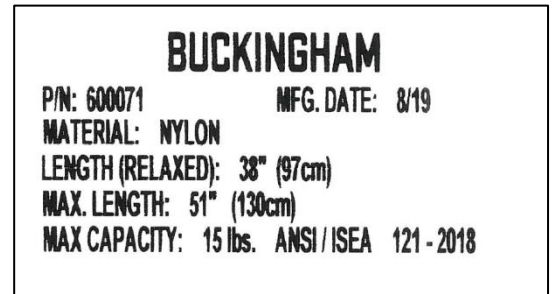
1. Twist the locking barrel to the open position, then push the gate open. (Fig. 3)
2. Hook the carabiner to an anchor point appropriate for the weight of the tethered tool and of compatible size and shape for the carabiner.
3. Ensure that the carabiner gate closes securely, and the locking barrel rotates fully to the locked position.

Fig. 3



Capacities for PN 600071 (always refer to label on tool tether for weight rating and length)

- Fully extended length: 51" (does not include hardware or tool)
- Required clearance below anchor point: minimum 84" plus length of tool (51" tether, 3" carabiner, and 30" clearance; plus length of tool)
- Maximum tool weight: 15 lbs.
- Maximum tool diameter (wrapped by cord): 3¾"
- Maximum carabiner gate opening: 5/8"



Example Product Specifications Label

Warnings and Cautions

- Know the job and the regulations governing performance requirements and select the proper equipment.
- Read carefully, understand, and heed these and all other included instructions, warnings, and cautions before using this equipment. Failure to do so could result in your serious injury or death.
- This equipment is intended for use by properly trained professionals only.
- Employer – instruct employees as to proper use, warnings, and cautions before use of this equipment.
- The user must wear approved PPE, including but not limited to, eye protection, gloves, and hard hat.
- Only Buckingham Mfg. Co. or those people authorized in writing by Buckingham Mfg. Co. may make repairs to this tool tether.
- Tool tether should not be resold / redistributed or re-used after use by original user.
- Tool tether must never be used for fall protection of any kind.
- Always use caution when working near machinery or moving parts. Tethers can hang and become inadvertently entangled.
- Never tie knots in tool tether.
- Never connect multiple tool tethers to each other.
- Never exceed the rated capacity for any component of your tethering system.
- Avoid contact of tool tether with sharp edges, abrasive surfaces, high temperature surfaces, welding, or other heat sources, electrical hazards or moving machinery. When not in use, store to prevent exposure to the elements as well as over exposure to sunlight (U.V. degradation).
- Avoid contact of this tool tether with chemicals that may damage the material. If in doubt, contact Buckingham Mfg. Co.
- Never modify tool tether.
- Never attach tool tether to a straight or tapered shaft that could slide out of the hitch. Appropriately rated retrofit connection points must be used with tools that do not have integral connection points.

Inspection

- Prior to each use, inspect tool tether for deficiencies. Additionally, every 6 months the tool tether should be inspected by a competent person other than the user. IMMEDIATELY remove from service if defects or damage are found.
- Deficiencies of webbing, stitching, and other soft materials include, but are not limited to, fraying, broken stitching, loose stitching, bird-caging, alterations, abrasions, excessive wear, cuts, burns, charring, broken fibers, and chemical exposures. Additionally, check that the tool tether label is legible.
- Deficiencies of hardware include, but are not limited to nicks, cracks, distortion, bends, excessive wear or corrosion, pits, burrs, and sharp edges. Additionally, check that the carabiner gate opens, closes, and locks properly.

Maintenance, Cleaning, and Storage

- Proper maintenance and storage of your equipment will prolong its useful life and contribute toward its performance.
- Tool tether should be cleaned with water and mild soap (a dish washing soap that removes grease (i.e. Dawn)) and be allowed to dry thoroughly without using excessive heat.
- When not in use, store tool tether where it will not be affected by heat, light, moisture, chemicals, or other corrosive elements. To aid in protecting the hardware from corrosion, it is recommended that the hardware be treated with WD-40 Multi-Use Product or Hilco Lube Lubricant cleaner at regular intervals.

NOTE: Ensure proper fit / size of product before use. This product **cannot** be returned unless it is in new / unused condition.

STATEMENT of OBSOLESCENCE:

Precise “useful life expectancy” or “shelf life” for this product is not specified, as the degree of use, conditions of use, and the degree of care and storage determines useful life. All users maintain responsibility to select proper equipment for the job, be properly trained in its use, and ensure all personnel support equipment passes inspection before each use. Upon evidence of defects, damage or deterioration, all equipment shall be removed from service immediately and tagged or marked as unusable or destroyed. Additionally, all equipment shall be inspected on a regular basis not to exceed one year by a Competent Person, as defined by OSHA/ANSI, to verify that the equipment is safe for use. In the event of any question or concern regarding the condition of such equipment, users shall remove the equipment from service for further inspection. All users must comply with OSHA/ANSI/ASTM standards prior to and in using such equipment. For more information regarding safe and appropriate use of equipment, please contact Buckingham Manufacturing at 1-800-937-2825.

INTERNATIONAL USERS:

Notwithstanding the above, please know that certain international jurisdictions require manufacturers of equipment to provide customers with a maximum useful lifespan (sometimes referred to as a “Statement of Obsolescence”). To the extent required, Buckingham personal protective equipment manufactured from synthetic fiber materials including but not limited to items such as webbing and/or rope are subject to a maximum useful lifespan of ten (10) years from the date of manufacture. As stated above proper usage, storage, maintenance, and care impacts the useful lifespan of equipment. Extreme circumstances may require that product must be retired after only one use. This statement is made in conformance and compliance with BS EN 365:2004. International users must ensure that product inspections are completed by Competent Persons as defined by international standards including but not limited to British Standard (“BS”). If equipment fails any inspections, it must be immediately withdrawn from service and destroyed. For more information regarding safe and appropriate use of equipment, please contact Buckingham Manufacturing at 1-800-937-2825.

OUR GUARANTEE:

We guarantee the equipment we manufacture to be free from defects in material and workmanship. We will repair any equipment deemed to be defective which is returned to us by the original purchaser. However, this guarantee is void if any product is changed or altered in any way, or if the product is used in a manner other than for which it is intended. This express guarantee supersedes all other expressed or implied guarantees, obligations or liabilities. **THERE ARE NO IMPLIED WARRANTIES OF MERCHANTABILITY OR FITNESS FOR A PARTICULAR PURPOSE AND AS SUCH, ALL IMPLIED WARRANTIES ARE SPECIFICALLY DISCLAIMED.**

LIMITATION ON LIABILITY:

IN NO EVENT WILL BUCKINGHAM OR BUYER BE LIABLE TO THE OTHER FOR LOST REVENUES, LOST PROFITS OR ANY OTHER INDIRECT, CONSEQUENTIAL, SPECIAL OR PUNITIVE LOSSES OR DAMAGES, HOWEVER CAUSED, WHETHER IN ACTION FOR BREACH OF CONTRACT, STRICT LIABILITY, TORT, OR OTHERWISE, EVEN IF ADVISED OF THE POSSIBILITY OF SUCH LOSSES OR DAMAGES. IN NO EVENT WILL BUCKINGHAM'S LIABILITY EXCEED THE TOTAL AMOUNT PAID BY BUYER TO BUCKINGHAM FOR THE PRODUCT OR EQUIPMENT GIVING RISE TO SUCH CLAIM(S).

PLEASE SEE OTHER TERMS AND CONDITIONS RELATING TO THIS PRODUCT AT <https://buckinghammfg.com/terms-conditions/>

BUCKINGHAM MFG.
BINGHAMTON, NY
1-800-937-2825
www.buckinghammfg.com

Information contained in these written instructions supersedes all other information (written, audio, video etc.) produced by Buckingham Mfg. prior to the revision date of this document